
What's New

BarTender Track & Trace – Release 12.2

May 2026



Contents

- Overview 3**
- Simplified Tenant Site Configuration Dashboard 4**
- Product Master Data Configuration Dashboard 6**
 - Categories 6
- Users Dashboard - Identity and Access Management 8**
 - KPIs 8
 - Translations 8
 - Unsaved Changes 8
- Related Documentation 9**

Overview

With the 12.2 update to Track & Trace, Seagull Software continues to enhance experience, and to provide easier ways to manage and administer your operations. This What's New document describes the most significant features that were added or improved in this update.

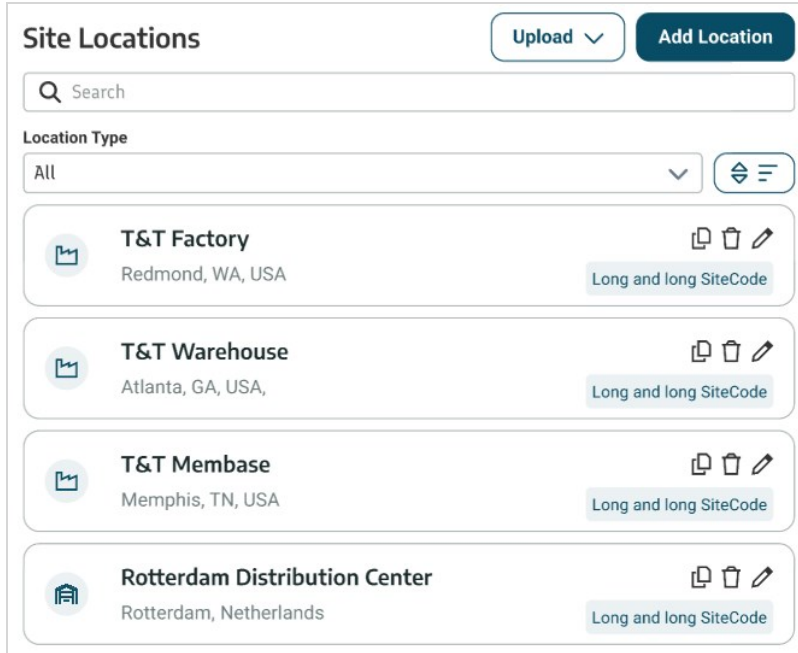
BarTender Track & Trace 12.2 release notes are available on the online [BarTender Support Center](#).

The new or improved features available in BarTender Track & Trace are:

- [Simplified Tenant Site Configuration Dashboard](#)
- [Master Data Dashboard - Products Management](#)
- [Logistics API - Shipping Order](#)
- [Users Dashboard - Identity and Access Management](#)

Simplified Tenant Site Configuration Dashboard

Locations represent the physical facilities used by an organization. These can be distribution centers, retail stores, factories, etc. The Site Configuration Dashboard is a place to coordinate the locations your organization uses.



Managing operational locations across multiple facilities requires clear visibility, accurate classification, and controlled editing capabilities. The Site Locations Dashboard provides a centralized view of locations, consistent site definitions, and control over how operational environments are represented across the platform.

Authorized roles can review all available locations, identify them by type and address, view them on a global map, and create or update site records through an integrated form-based panel. The dashboard also introduces standardized location types to distinguish operational and external-reference sites and introduce workflows based on the location type.

The screenshot displays a software interface for managing locations. At the top, there are navigation tabs for 'Users', 'Master Data', and 'Location'. The main area is split into several functional sections:

- Site Locations:** A list of location cards, each with a location type icon, name, address, and 'Long and long SiteCode' link. The list includes:
 - T&T Factory (Redmond, WA, USA)
 - T&T Warehouse (Atlanta, GA, USA)
 - T&T Membase (Memphis, TN, USA)
 - Rotterdam Distribution Center (Rotterdam, Netherlands)
 - Rotterdam Distribution Center (Rotterdam, Netherlands)
- Total Locations:** A summary card showing a total of 123 locations.
- Location Types:** A legend showing counts for different types: DC (123), Supplier (123), Store (123), and Factory/MFG (123).
- Map:** A map of the United States with a red circle highlighting a location in the Midwest. The map is labeled 'Etats-Unis' and shows various cities and state boundaries.

Product Master Data Configuration Dashboard


The Track & Trace Master Data Dashboard page expands category management with hierarchical category browsing, controlled category maintenance, improved import error visibility, and download capabilities for product and category data.

To open the Categories page in Track & Trace


- Using the dropdown below Products on the Master Data dashboard, select **Categories**.

Categories


Categories represent the structure imposed on products to keep them organized within the system. The category hierarchy defines the structure of your categories. You can build the category hierarchy manually, one category at a time, or import an existing hierarchy and then make small changes.

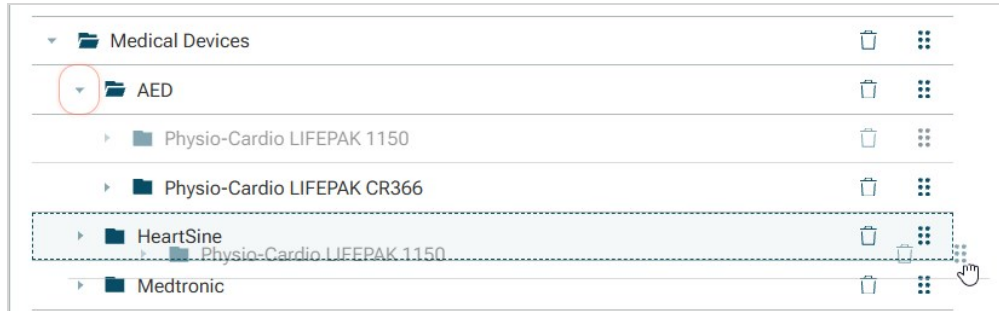
▶  Finished Products		
▼  Fixed Assets		
▼  Cell Phone		
▼  Laptop		
▶  Chromebook		
▶  Monitor		
▶  RFID Scanner		
▶  Tools		

To drill down into the hierarchy, click ▶ to open a category and expose any descendants it may have. The category structure should start with broad classifications such as Accessories or Clothing, then drill down to more tightly defined groups.

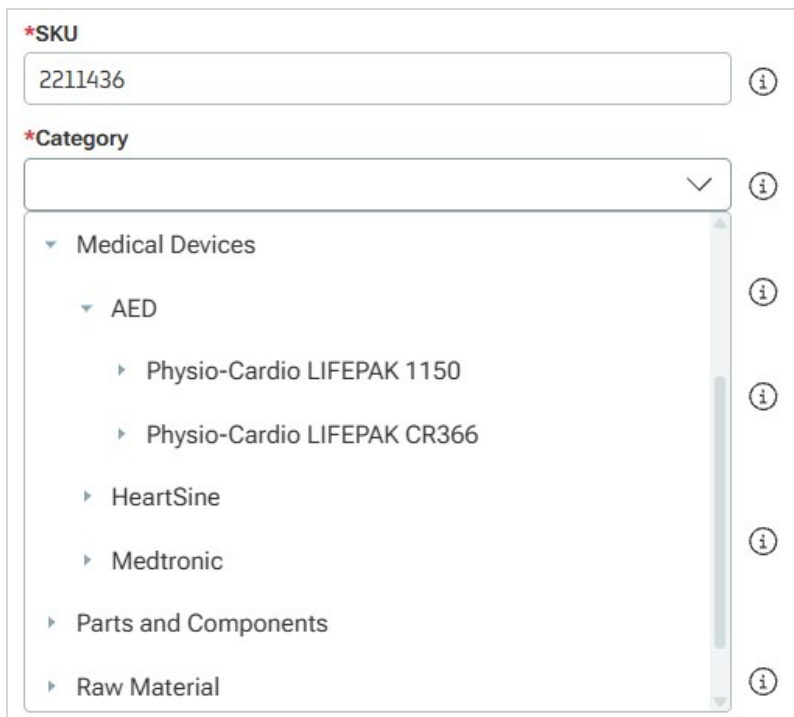


Currently, the Category hierarchy is capped at three levels deep, though this will be expanded in future releases.

To move a category to a new place in the hierarchy, simply grab  and drag the category to a new location in the hierarchy.



Categories are assigned or reassigned to products in the Products view whenever you add or edit a product. In the Category dropdown, click ▶ to drill down into the hierarchy until you find the category you want to use. Then, simply select it and click **Save**.



Users Dashboard - Identity and Access Management

The Users Dashboard has been expanded to include four user KPIs, a warning message for unsaved changes, and multilingual support.

KPIs

KPIs now display at the top of the the User Dashboard page. Their content is determined by the role of the user: a Global Manager sees information for all users; a Site Manager sees only users from their site.



The content of the KPIs is determined by the role of the user. KPIs for Site Managers are restricted to users from their site only. KPIs for Global Managers include data from all sites.

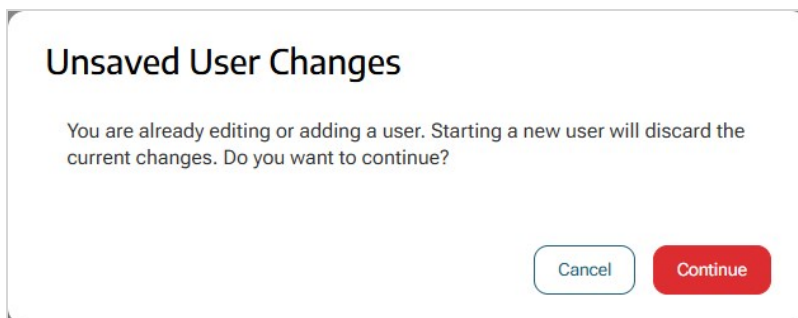
Translations

You can now set the language the Track & Trace interface uses. In addition to English, Track & Trace can be viewed in Spanish, French, Portuguese, and Italian. To switch between languages, click your role in the upper right corner of Track & Trace, select User Settings, then in the Language section click **Modify** and choose from the listed languages.

Estado	Última hora de inicio de sesión	Acciones
Pending	-	
Active	04/22/2026 04:05:43 PM	
Active	04/20/2026 10:59:02 AM	

Unsaved Changes

If you attempt to close an Add or Edit panel without saving, Track & Trace now displays a warning that you will lose your changes.



Related Documentation

Technical Documents

To view and download technical documents, visit:

<https://www.bartendersoftware.com/resources/library>

Support Articles

- [Getting Started with BarTender Track & Trace](#)

Other Resources

- Please visit the BarTender website at <https://www.bartendersoftware.com>.

bartendersoftware.com

© 2026 Seagull Software, LLC. BarTender, IntelligentTemplates, Drivers by Seagull, the BarTender logo, and the Drivers by Seagull logo are trademarks or registered trademarks of Seagull Software, LLC. All other trademarks are the property of their respective owners.